

# CV/GATE MANUAL V.1



**MALEKKO**

[www.malekkoheavyindustry.com](http://www.malekkoheavyindustry.com)

814 SE 14TH AVENUE  
PORTLAND OR 97214  
USA



# TABLE OF CONTENTS

SPECIFICATIONS	1
INSTALLATION	2
DESCRIPTION	3
HOW TO USE	4
WARRANTY	5



## SPECIFICATIONS

FORMAT:  
EURORACK

DIMENSIONS:  
3HP, 30mm deep

INTERNAL AND EXTERNAL SIGNALS (3.5mm jacks):  
0-5V Logic I/O

MAX CURRENT:  
+12V: 19mA  
-12V: 1mA  
+5V: n/a



## INSTALLATION


Remove module from packaging.

Power down your modular synthesizer and disconnect the power cable from the wall outlet.

Attach the included power cable to the module's power connector and connect the other end to the power distribution bus in your EuroRack synthesizer case. Match the red stripe of the cable to the solid white line on back of your unit.

Position the module on the mounting rails in your EuroRack case and screw down mounting screws. Power up! If your case does not turn on properly then you have installed the module incorrectly. Simply power down and make sure to follow the diagram when reconnecting the module.


POWER: LINE UP RED STRIPE TO THIS SIDE



6-PIN CONNECTION TO MALEKKO SYNC

SYNC

CV GATE





## DESCRIPTION

CV/Gate is an expander module for Malekko Sync (connects via 6-pin cable included). Malekko SYNC sends incoming MIDI information or trigger information to CV/GATE expander outputs in 3 selectable modes (Mono, Poly and Drum Trigger Modes).

Features include:

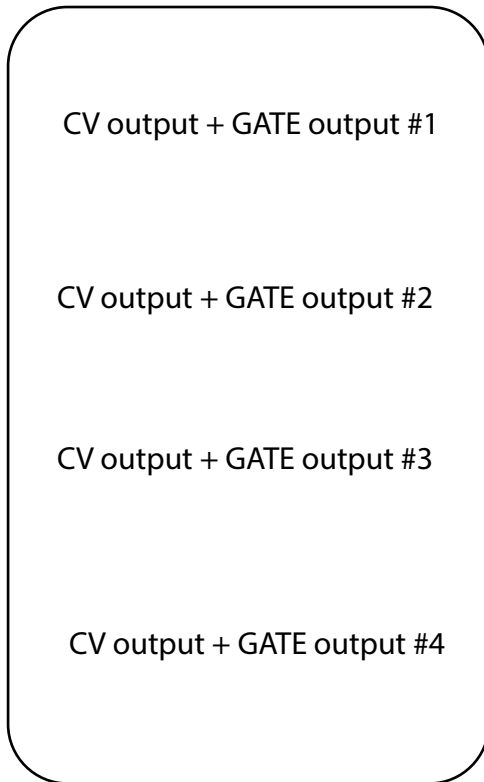
4 sets of CV/Gate connections

3 way mode switch

Modes : Mono (MIDI channels 1-4 sent separately out cv/gate jacks 1-4), Poly (4 notes sent over channel 1 to the 4 cv/gate jacks), Drum Trigger (notes C1-G1 send gates out of the 8 jacks).



## HOW TO USE



### MONO/POLY and TRIGGER Mode switch.

**MONO MODE:** Incoming MIDI note messages from your computer or external device (connected to the Malekko Sync module) will output to CV 1 + GATE 1 and so forth. Make sure you have the MIDI tracks in your DAW to output to Malekko Sync appropriately.

**POLY MODE:** Incoming MIDI note messages from your computer or external device (connected to the Malekko Sync module) will output to CV 1, 2, 3, 4 + GATE 1, 2, 3, 4 polyphonically (so if you have a MIDI chord outputting from Ableton Live for instance, CV/GATE will output up to 4 notes of that chord).

**TRIGGER MODE:** Incoming DRUM TRIGGER note messages from your computer or external device (connected to the Malekko Sync module) will output to ALL 8 jacks 1, 2, 3, 4, 5, 6, 7, 8.



## WARRANTY

This product is covered by the Malekko Heavy Industry warranty, for one year following the date of purchase. This warranty covers any defect in the manufacturing of this product. This warranty does not cover any damage or malfunction caused by incorrect use – such as, but not limited to, power cables connected backwards, excessive voltage levels, or exposure to extreme temperature or moisture levels. The warranty covers replacement or repair, as decided by Malekko Heavy Industry. Please visit our website [malekkoheavyindustry.com](http://malekkoheavyindustry.com) to obtain full warranty information and to register your product for coverage.